

HEAT • STYLE • LUXURY



even**TUBE**<sup>®</sup> COLLECTION



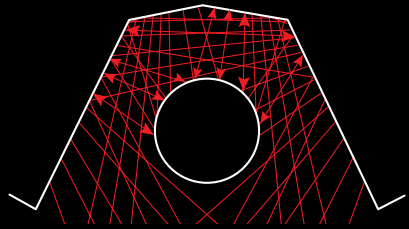


evenTUBE®

ETS MODEL **HIGH OUTPUT**

9' and 15' models available in ETS only

## REFLECTOR COMPARISON

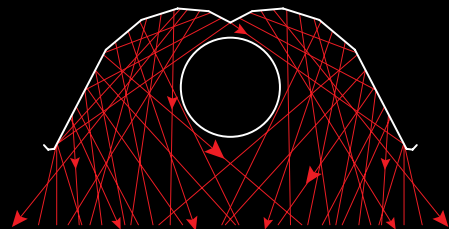


COMPETITOR

**FREQUENT IMPINGEMENT**

= HIGH TOP CLEARANCE & LESS HEAT OUTPUT

Infrared energy is frequently directed back to the heat source (tube) rather than the patrons below due to a less efficient reflector design



evenTUBE®

**0%**

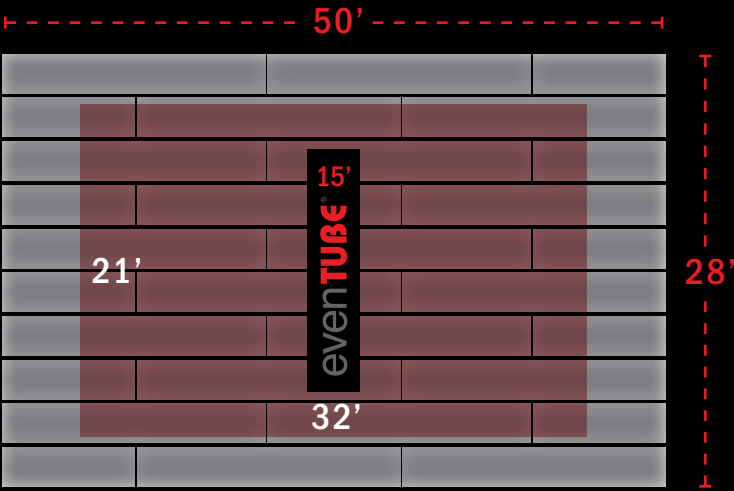

**IMPINGEMENT**

= LOW TOP CLEARANCE & MORE HEAT OUTPUT

All infrared energy is directed efficiently to the patrons below - Best Reflector Design in the Industry!

# THE IR ENERGY DIFFERENCE

- Superior craftsmanship, efficiency with a modern, sleek design
- Lowest profile in the industry
- 100% wind resistant up to 12mph
- Dual outputs from 35,000 BTU/hr to 100,000 BTU/hr
- Effective for ceiling heights 9' to 16'
- Both indoor and outdoor applications available
- Available in 316 marine grade stainless providing the best quality in the industry
- Every heater is factory tested and inspected prior to shipping
- More intense and even heat footprints ranging from 192ft<sup>2</sup> to 672ft<sup>2</sup> (see illustration below)



For illustrative purposes only.

MODELS	DESCRIPTION	GAS	LENGTH(S)	000'BTU/HR (HI/LO)	CSA APPROVAL	LOWEST TOP CLEARANCE
ETS *NEW	SLIM LINE HIGH OUTPUT	NG & LP FOR THE ETS06	9' or 15'	35/50, 45/60, 60/80, 75/100	OUTDOOR ONLY	4"
ET	DUAL COMFORT SERIES	NG or LP	10', 15' or 20'	30/40, 45/60, 60/80, 80/100	INDOOR/ OUTDOOR	2"

Visit [IREnergy.ca](http://IREnergy.ca) for more information and a detailed spec sheet.



LUXURY PATIO HEATERS  
ALL PRODUCTS MADE IN CANADA



T (905) 664-9082 TF 1 (855) 295-3922 E info@irenergy.ca W www.irenergy.ca